

PACKING YOUR ART SUPPLIES

- Delta's maximum weight for the checked suitcase is 50 lbs



- Make sure to use the labels provided to label everything in the suitcase to avoid misunderstandings
- Each person is allowed only 1 suitcase and 1 carry-on so that all of our luggage will fit on the bus

When traveling, Nora prefers to work on 8x8, 8x10, 12x12, and if you dare: a little larger 10x20

We recommend canvas boards which take a lot less space than stretched canvases – see next slide



Wet Canvas Carrying clips \$3.69



Guerilla Canvas pins 4 @ \$6.85 Jerry's Artarama



* If using stretched canvases, these clips are great to separate wet canvases, they are great to transport inside your suitcase
For better secure travel: bind them together with masking tape

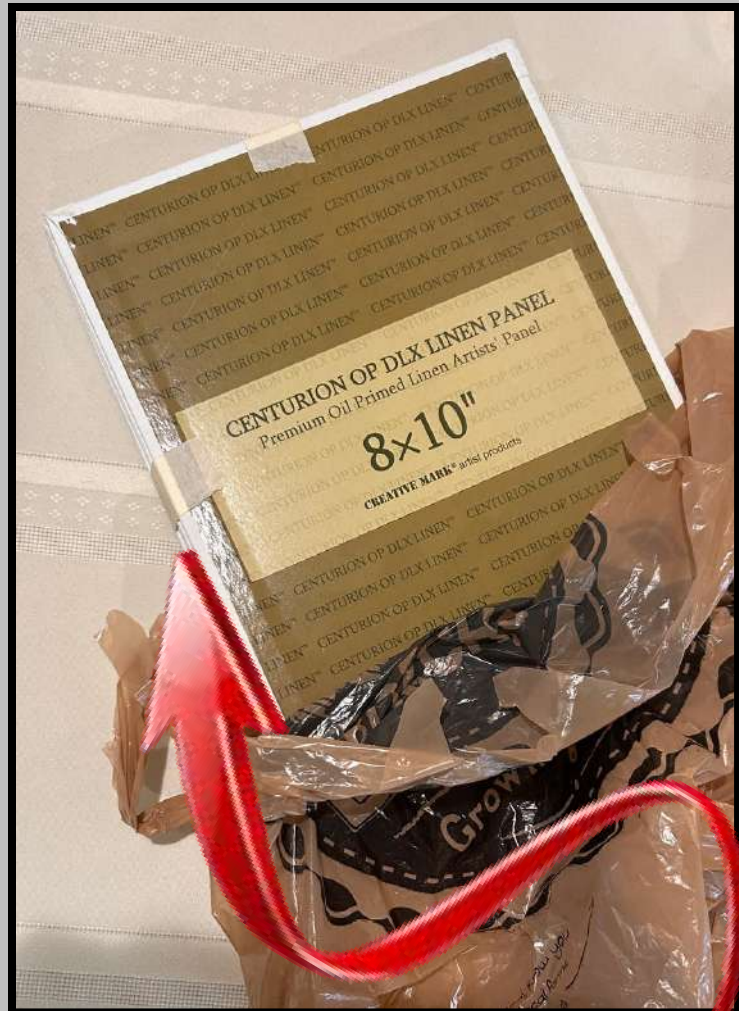
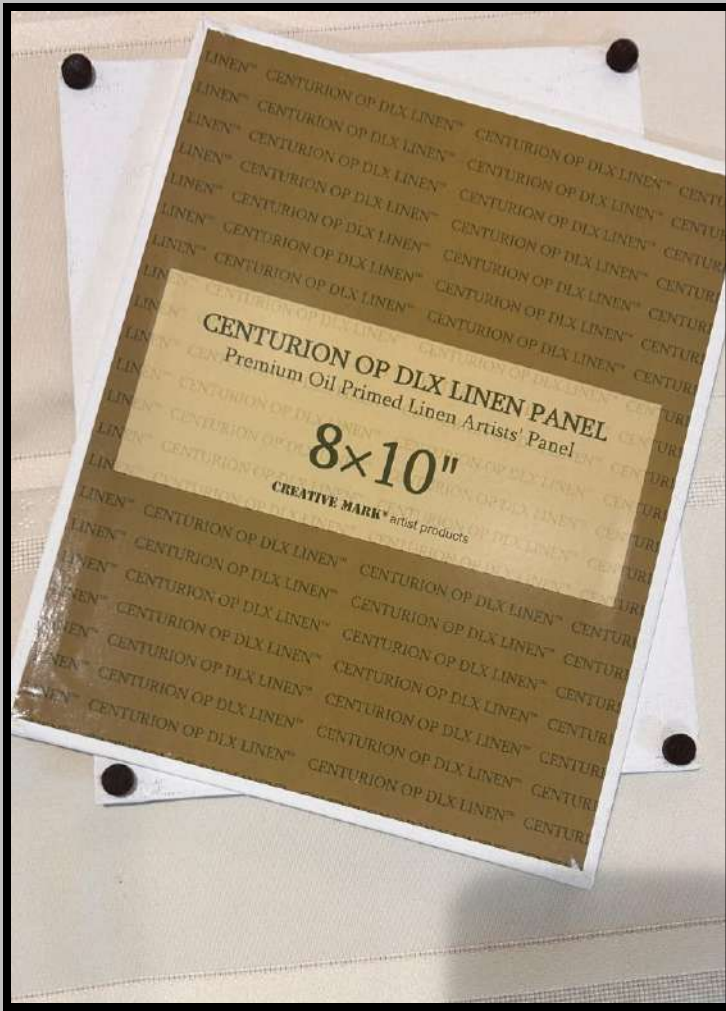
* These Canvas Pins, look like a great solution, maybe better than the clips

These carriers are for canvas boards/panels, they hold 2 of the same size



Masterpiece Panel Porter – carries 2 panels Dick Blick






Jill prefers painting on 8x10, 10x10 or 9x12 linen panels

Centurion LX acrylic Primed from Jerry's Artarama, they are only 1/8 deep. For traveling home, she uses "bumpers" between paintings, tapes same sizes together and then puts each bundle in plastic bags!

If shopping for a portable easel, there are many in the market. This is a Half Box French Easel (the full box is way too large and heavy)



Nora likes to have the umbrella separate from the easel, so when the wind blows, it doesn't blow "everything"
Either clamp or bungee-chord the umbrella on to another lightweight easel or an umbrella pole



Craftertech Sienna tripod



Craftertech Sienna Plein Air



Guerilla pocket box



Mabef Pochade Box & Tripod

Bochade Boxes weigh between 3-5 lbs depending on the size and brand:
Craftertech Sienna Plein Air, Guerrilla and Mabef Pochade Box , you may need to purchase the tripod
separately * shop around, you might find some on "sale"



Clamp on umbrellas \$50-\$60



Umbrella Pole \$60 Jerry's Artarama



For oil painters: we recommend SMALL bottles of “Liquin” and “turpenoid natural” which are **non-flammable**

Also, a container for the turpenoid such as this one, with a tight lid (*travels empty both ways*) or plastic clip-ons



Place all small items in a light box or zip-lock bag and place the **“ART SUPPLIES”** label on the lid – fill in the empty spaces with either paper towels or bubble wrap so objects don’t jiggle around loosely. Pliers, tape, clips, medium cups, scraper, blades, mosquito repellent, wet wipes – **all** travel in the suitcase.

We will supply the labels to print out






Sennelier makes these #Green Oil Mediums, safe to travel by air (notice the plane on the label)



Cobra Artists **Water Mixable Oils** has a painting medium that can be used with both regular or water mixable oils.



Gamblin makes this “Solvent-Free” gel medium for oil painting – Non-Toxic



Limit your palette to a minimum,
see materials list.

Pack the paint tubes in a separate
zip-lock bag or see through plastic
box. Fill in the empty spaces with
bubble wrap or paper towels so the
paint tubes don't bounce around
while traveling

Place the info labels on top of them
so inspectors know they are non-
hazardous & non-flammable

We will supply the labels to print out



Jill will be using Cobra water mixable oil paints as she has on previous trips to Europe
No solvent is needed and brushes clean up with water and soap
This is her limited palette of colors!



Jill will also be bringing a limited palette of watercolors!



A couple of options for traveling brushes:

Try to protect the bristles from getting damaged (cut a plastic bottle and tape it on to a (Pringles) container, fit them tightly (no room to jiggle)

OR purchase/make a brush carrying pouch such as the one on the top right, or roll them in a “sushi” rolling mat

Consider how you will transport your easel and supplies to the painting sites.

You may use your travel carry-on suitcase or any other option such as a backpack... remember you may be walking through uneven ground and up/down hill

Below are two options:

On the left: I found online at Jerry's Artarama which might be a bit heavy and/or bulky but a solution if you need to sit

On the right: a rolling and foldable 2-wheel crate



ArtComber Portable Rolling Chair @ Jerry's Artarama


Width: 17" Height: 35"
Depth: 15" Weights: 12 lbs

*Holds full French easel



18 in L x 15 in.W x 39 in H
Folds to 5in thick +/-
10 lbs +/-

Once in Italy, Jill will move all her art supplies that were packed in her checked luggage to her carry-on suitcase (with wheels) to transport them to painting sites





ADDITIONAL RECOMMENDATIONS:

Umbrella

Hat/Visor

Bug repellent

Sun-screen

Sun-glasses

Plastic gloves

Masking tape

Clips

Rubber bands

Pliers

Scissors

Bungee cords

Wet-wipes

Sketching materials such as: ink pens, pencils,
watercolors and watercolor paper pad